



# How to install the power supply of the signal base station





## Overview

---

While setting your CB base station up might seem a bit daunting, it's actually a surprisingly simple and straightforward process. Here's how to do it. To power a CB radio at home, you'll need a power supply module that provides 12 to 14 volts of direct current (DC).

While setting your CB base station up might seem a bit daunting, it's actually a surprisingly simple and straightforward process. Here's how to do it. To power a CB radio at home, you'll need a power supply module that provides 12 to 14 volts of direct current (DC).

How much does a complete base station CB setup cost?

Basic setups start around \$300-500, including radio, antenna, coax, and power supply. Mid-range systems run \$500-1000, while premium installations can exceed \$2000. Your specific needs and quality preferences determine the final cost. Yes, with a.

To get started with your CB radio you will need to hook the CB up to a power supply and an antenna via a length of coaxial cable (see our buying guide page for recommendations for these supplies). The simplest set-up (besides using a handheld CB with the supplied antenna — which limits your range.

While setting your CB base station up might seem a bit daunting, it's actually a surprisingly simple and straightforward process. Here's how to do it. To power a CB radio at home, you'll need a power supply module that provides 12 to 14 volts of direct current (DC). This is because CB radio.

ctors on the back of the base station. T e of sight, with a maximum mounting holes underneath the device. The g he adapter into a 230V wall so .

onnected to the Gateway using any cabling. If you need to place the antenna in a different location, you must order the Antenna Relocation Kit and connect the relocation antenn the Gateway using the provided cab ays are not supplied with antenna cabling. If a Gateway needs to be remote from the.

Disconnect power at circuit breaker or fuse when servicing, installing, or removing



fixture or changing lamps. Mounting: It is critical to the RF performance of this device that the enclosure be oriented vertically. Enclosure must be mounted with door latch/lock on the right. Metal conduit and.



## How to install the power supply of the signal base station

---



### [CB Radio Base Station : Cobra Electronics](#)

Learn how to set up a base-station CB radio at home. From choosing the right power supply to selecting and mounting the ideal antenna for best performance.

### [Install & uninstall Google Earth Pro](#)

To install or upgrade to the latest version of Google Earth Pro, download the application System requirements In order for Google Earth Pro to run on your computer, you must have all ...



### **Fix issues when you install Chrome**


Download the installation file again. To install Chrome again, use the new file. If the installation still isn't working, use an offline installer. Computers with multiple user accounts. Computers ...

### [Gateway and Base Station Installation Guide](#)

The three wires (white, black, and green) are attached to the power unit and ground (must be connected to earth ground). Seal the knockout to



prevent water or moisture from entering the ...



## [How to Set Up a Base Station CB System](#)

To save on cost, you can use any mobile CB radio in your base station setup if you add a power supply to your system. A 5-amp power ...

## **Install Drive for desktop**

What you can do with Drive Add files and folders to Drive Share files and folders in Drive Install Drive for desktop Print, save, or customize Learning Center guides Learn how to print ...



## [Install and set up Google Play Games on your PC](#)

Tip: If you try all of these troubleshooting steps and still can't install Google Play Games on your PC, submit your feedback: Run the Google Play Games installer.







## Use web apps

On your computer, open Chrome. Go to a website you want to install. At the top right, select More Cast, save, and share Install page as app . On some websites, at the top right of the address ...



## [Setting Up Your CB Radio / Antenna - Easy CB Radio](#)

To get started with your CB radio you will need to hook the CB up to a power supply and an antenna via a length of coaxial cable (see our buying guide page for recommendations for ...

## How to Set Up a Base Station CB System: A Complete Installation ...

This guide will walk you through the basic understanding of Base Station CB System, how to install them and how to do that right



## [Setting Up Your CB Radio / Antenna - Easy CB ...](#)

To get started with your CB radio you will need to hook the CB up to a power supply and an antenna via a length of coaxial cable (see our buying guide ...





## Base station Installation Instructions

Installation Instructions To ensure optimal performance and connectivity of your base station, follow these setup instructions.




## How to Set Up a Base Station CB System

To save on cost, you can use any mobile CB radio in your base station setup if you add a power supply to your system. A 5-amp power supply works great for powering a 12-volt ...



## Common ways to set up a base station

The antennas are connected to the receiver by high quality RF cables. The receiver is connected to a permanent power supply (mains or generator) ...



## **Update Google Earth Pro**

You can install Google Earth Pro to auto-update. Download Google Earth Pro for desktop If you need to ma




## Google Chrome Help

Official Google Chrome Help Center where you can find tips and tutorials on using Google Chrome and other answers to frequently asked questions.



## Download and install Google Chrome

How to install Chrome Important: Before you download, check if Chrome supports your operating system and you've met all other system requirements.



## [How To Power And Connect A CB Radio To a Home Base: Step ...](#)

While setting your CB base station up might seem a bit daunting, it's actually a surprisingly simple and straightforward process. Here's how to do it.



## Download and install Google Chrome


Get Google Chrome Important: Before you download, check if Chrome supports your operating system and you've met all other system requirements.





## Synapse CBSSW-450-002 Central Base Station Installation ...

The antennas inside the Central Base Station rely on free space around them for best RF performance so avoid an installation near network cabling, AC power lines or metal pipes.



## Installation Manual for the BS4 Basestation

Isolate and test the source power supply and connect the base station power cable to the supply via a connector or junction box suitable for the installation environment.



## Download apps to your Android device

If you install apps from outside of Google Play, your device can send Google information about those apps. This information helps Google better protect everyone from harmful apps. The ...



## Common ways to set up a base station

The antennas are connected to the receiver by high quality RF cables. The receiver is connected to a permanent power supply (mains or generator power). The internal battery of the receiver ...





## Contact Us

---

For inquiries, pricing, or partnerships:

<https://sccd-sk.eu>

Phone: +32 2 808 71 94

Email: [info@sccd-sk.eu](mailto:info@sccd-sk.eu)

Scan QR code for WhatsApp.

