





## Overview

---

Faulty cells often cause low voltage, capacity loss, or complete pack failure. You can restore performance by replacing damaged cells. Start by isolating the battery pack and discharging it to a safe voltage. Use a voltmeter to identify cells with abnormal readings.

Faulty cells often cause low voltage, capacity loss, or complete pack failure. You can restore performance by replacing damaged cells. Start by isolating the battery pack and discharging it to a safe voltage. Use a voltmeter to identify cells with abnormal readings.

Whenever possible, using a single string of lithium cells is usually the preferred configuration for a lithium ion battery pack as it is the lowest cost and simplest. However, sometimes it may be necessary to use multiple strings of cells. Here are a few reasons that parallel strings may be.

Summary: A lithium battery pack with no voltage output can disrupt operations across industries like renewable energy, EVs, and industrial equipment. This guide explores common causes, actionable solutions, and preventive measures—backed by real-world examples—to help you restore functionality.

Regularly inspect lithium battery packs for signs like swelling, low voltage, or overheating to catch problems early and keep them safe. Use simple tests such as visual checks, connection inspections, and voltage measurements to troubleshoot battery issues before they worsen. Replace faulty cells.

Lithium batteries are reliable and long-lasting, but if your battery suddenly stops powering your gear or won't charge, it may have gone into Low Voltage Disconnect (LVD). This is a built-in safety feature controlled by the Battery Management System (BMS) to protect the battery from being.

Battery packs play a crucial role in powering modern electronics, tools, and devices. However, it's not uncommon to encounter issues like battery pack low voltage or even zero output. Understanding the underlying causes helps prevent system failures, ensures battery safety, and extends product.

Here's what to look out for in your Lithium battery system, especially when



installed in remote or high-heat environments like much of Australia: Often caused by low voltage, a BMS lockout, or using an incompatible charger. Typically the result of deep discharge. The BMS cuts off output to protect.



## Solar container lithium battery pack has low voltage in several string

---




### [Battery University , BU-302: Series and Parallel Battery...](#)

Li-ion is 3.6V; Li-phosphate is 3.2V and Li-titanate is 2.4V. Li-manganese and other lithium-based systems often use cell voltages of 3.7V and higher. This has less to do with ...

### [Lithium Battery Troubleshooting: Fix Charging](#)

You rely on your Lithium battery for your solar setup, caravan, or off-grid system but what happens when it won't charge, drops power ...



### [What to do if the lithium battery voltage is low?](#)

When encountering the situation of low voltage of lithium batteries, we need to understand the reasons in depth and take corresponding solutions.

### **What to do if the lithium battery voltage is low? What is the reason**

When encountering the situation of low voltage of lithium batteries, we need to understand the reasons in depth and take corresponding



solutions.



## Lithium Battery Troubleshooting: Fix Charging & Common Issues

You rely on your Lithium battery for your solar setup, caravan, or off-grid system but what happens when it won't charge, drops power unexpectedly, or just refuses to wake up?

## 4 Simple Solutions to Solve Battery Pack Low Voltage Problems

Learn how to fix battery pack low voltage issues. Discover common causes, troubleshooting tips, and safety advice to extend your battery life.



## Why Does Voltage of Individual Strings in Lithium Battery Packs ...

Summary: When the voltage of individual lithium battery strings unexpectedly drops to 0V, it signals critical issues affecting energy storage systems, EVs, and industrial applications. This ...




## Why Is There No Voltage in One String of Your Lithium Battery ...

Discovering no voltage in one string of lithium battery pack can feel like finding a broken link in a power chain. This common yet critical issue impacts energy storage systems across industries ...



## [Battery University , BU-302: Series and Parallel ...](#)

Li-ion is 3.6V; Li-phosphate is 3.2V and Li-titanate is 2.4V. Li-manganese and other lithium-based systems often use cell voltages of ...



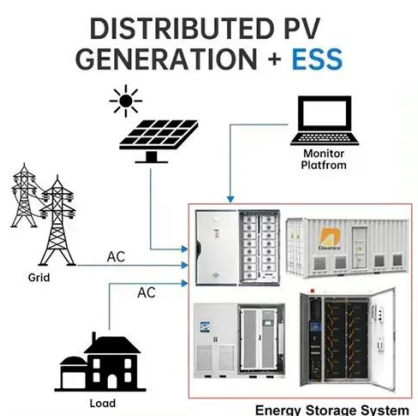
## [4 Simple Solutions to Solve Battery Pack Low ...](#)

Learn how to fix battery pack low voltage issues. Discover common causes, troubleshooting tips, and safety advice to extend your ...



## [How to Repair a Lithium Battery Pack with Simple ...](#)

How to repair a lithium battery pack by troubleshooting charging, swelling, and voltage issues. Follow safe, simple steps to restore battery performance.







## Why Is There No Voltage in One String of Your Lithium Battery Pack

Discovering no voltage in one string of lithium battery pack can feel like finding a broken link in a power chain. This common yet critical issue impacts energy storage systems across industries ...

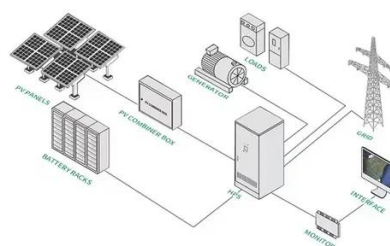


## Strings, Parallel Cells, and Parallel Strings

While it may seem that paralleling multiple strings would increase the overall reliability of a battery pack design, in reality, the opposite is usually true. Unlike lead-acid cells which are commonly ...

## Why Your Lithium Battery Goes Into Low Voltage Disconnect -- ...

When the battery is in LVD, solar panels often can't wake it up, especially if the charge controller needs battery power to activate. You'll need a charging source that can ...



## Why Your Lithium Battery Pack Has No Voltage Output ...

Lithium-ion batteries power everything from solar energy storage systems to electric vehicles (EVs). When voltage output drops to zero, it often signals critical issues requiring immediate ...





## Contact Us

---

For inquiries, pricing, or partnerships:

<https://sccd-sk.eu>

Phone: +32 2 808 71 94

Email: [info@sccd-sk.eu](mailto:info@sccd-sk.eu)

Scan QR code for WhatsApp.

