



Wholesale reset gfci breaker in Hungary





Overview

Moisture is a common culprit for tripping GFCIs, and you want to eliminate that risk before resetting. Once the area is dry, press the 'reset' button on the GFCI outlet. You should hear a click, or the button might stay depressed, indicating that the outlet has been reset.

Moisture is a common culprit for tripping GFCIs, and you want to eliminate that risk before resetting. Once the area is dry, press the 'reset' button on the GFCI outlet. You should hear a click, or the button might stay depressed, indicating that the outlet has been reset.

Regular circuit breakers are designed to prevent overloads and short circuits by tripping when the total current exceeds the circuit's capacity. However, they don't react quickly enough to protect individuals from electrical shock. This is why GFCIs are mandated in areas where electrical hazards.

Yes, you can reset a GFCI circuit breaker yourself, but it's important to do it safely and correctly. A GFCI, or Ground Fault Circuit Interrupter, is a crucial safety device designed to protect you from electrical shock. When a GFCI trips, it means it has detected an imbalance in the electrical.

You simply need to push the red reset button to get things going again. But, if this doesn't restore power, you'll need to work out why your GFCI outlet is not working and take steps to address the problem. Before calling out an electrician, learn how to reset GFCI outlets with these DIY.

A ground fault circuit interrupter (GFCI) outlet trips and loses power to protect you from injuries, but how can you get it working again?

Even though there are a few reasons your outlet may lose power, you can easily reset your outlet when it's not working. Keep reading to learn about the easiest.

Resetting a GFCI breaker is a relatively simple task that can restore power quickly and safely. To initiate the reset process, locate the GFCI breaker in your electrical panel. It typically differs from standard breakers with its distinctive "Test" and "Reset" buttons. Once identified, press the.



Can I reset a GFCI circuit breaker myself?

Yes, you can reset a GFCI (Ground Fault Circuit Interrupter) breaker yourself, and it's a straightforward process. This guide will walk you through how to do it safely and effectively. Image Source: landscapelightingguru.com GFCI outlets and breakers are. Can you reset a GFCI circuit breaker yourself?

Yes, you can reset a GFCI circuit breaker yourself, but it's important to do it safely and correctly. A GFCI, or Ground Fault Circuit Interrupter, is a crucial safety device designed to protect you from electrical shock. When a GFCI trips, it means it has detected an imbalance in the electrical current, which could indicate a dangerous situation.

What happens if a GFCI breaker trips?

When a GFCI trips, the "RESET" button will often pop out, or the outlet may appear dead, meaning no power is flowing to it or any connected outlets on the same circuit. A GFCI circuit breaker looks similar to a standard circuit breaker but will also have "TEST" and "RESET" buttons, usually on the face of the breaker itself in your electrical panel.

Why is my GFCI breaker not working?

Plug the rest of your devices into the outlets on the circuit one at a time so you don't overload the circuit. If your GFCI outlet trips again and you lose power to the outlets, you may be plugging too many things into the circuit. If nothing turns on when you plug it in, then you may have to reset the breaker.

How do you turn on a GFCI breaker?

Flip the circuit breaker to the "ON" position. When doing this, stand to the side of the breaker box (to avoid possible sparks), and ensure your hands and the surface you are standing on are dry. Press the "RESET" button on the GFCI outlet and try turning on the attached device.



Wholesale reset gfci breaker in Hungary



[How to Reset a GFCI Outlet in 4 Steps , Angi](#)

A step-by-step guide on how to reset a GFCI breaker, including identifying the breaker, pressing the reset button, and resolving common issues.


[How to Reset Your GFCI Outlets and Circuit Breakers](#)

To reset the outlet if it trips, simply press the "Reset" button. Possible causes of a GFCI outlet trip could be a faulty device plugged into the outlet, a short in the wiring to the GFCI outlet, or ...



[How to Reset a GFCI Outlet \[3 Steps\] , In Charge ...](#)

Learn how to reset a GFCI outlet in 3 simple steps. Keep your space safe and get the power back on swiftly using these quick ...



[GFCI Outlet: What It Is & How To Reset And Repair](#)

What is a GFCI Outlet? GFCI outlets, or Ground Fault Circuit Interrupter outlets, are designed to protect you from electrical shock. Unlike regular



outlets, GFCIs monitor the flow of ...



2MW / 5MWh
Customizable




[How to Reset a GFCI Outlet \[3 Steps\] , In Charge Electric](#)

Learn how to reset a GFCI outlet in 3 simple steps. Keep your space safe and get the power back on swiftly using these quick troubleshooting tips!

[How to Reset Your GFCI Outlets and Circuit Breakers](#)

To reset the outlet if it trips, simply press the "Reset" button. Possible causes of a GFCI outlet trip could be a faulty device plugged into the outlet, a ...



[How To Reset A GFCI Circuit Breaker Safely](#)



Yes, you can reset a GFCI circuit breaker yourself, but it's important to do it safely and correctly. A GFCI, or Ground Fault Circuit ...





[How To Reset A GFCI Circuit Breaker Safely](#)

Yes, you can reset a GFCI circuit breaker yourself, but it's important to do it safely and correctly. A GFCI, or Ground Fault Circuit Interrupter, is a crucial safety device designed ...



[How To Reset GFCI Circuit Breaker Safely Now](#)

Yes, you can reset a GFCI (Ground Fault Circuit Interrupter) breaker yourself, and it's a straightforward process. This guide will walk ...

[GFCI Won't Reset: 12 Fast & Easy Ways To Fix It ...](#)

Dealing with a GFCI (Ground Fault Circuit Interrupter) or GFI (Ground Fault Interrupter) that refuses to reset can be both frustrating and ...



[How To Reset GFCI Circuit Breaker Safely Now](#)

Yes, you can reset a GFCI (Ground Fault Circuit Interrupter) breaker yourself, and it's a straightforward process. This guide will walk you through how to do it safely and effectively.




[5 Easy Steps to Reset a GFCI Breaker * flexco](#)

A step-by-step guide on how to reset a GFCI breaker, including identifying the breaker, pressing the reset button, and resolving common issues.



[How to Properly Reset a GFCI Breaker](#)

Safely reset your GFCI breaker. Understand trip causes and critical troubleshooting steps when the circuit fails to hold.



[How to Reset a GFCI Outlet: Repair and Troubleshooting Tips](#)

Your breaker won't power up if you try pushing it into the "On" position right away, so reset the breaker by pushing it until it clicks into the "Off" position.



[GFCI Won't Reset: 12 Fast & Easy Ways To Fix It Now](#)

Dealing with a GFCI (Ground Fault Circuit Interrupter) or GFI (Ground Fault Interrupter) that refuses to reset can be both frustrating and concerning. The GFCI is a crucial ...



[How to Reset a GFCI Outlet in 4 Steps . Angi](#)

Safety outlets cut power to connecting devices for various reasons. Learn how to reset GFCI outlets yourself and when hiring a pro is best.





Contact Us

For inquiries, pricing, or partnerships:

<https://sccd-sk.eu>

Phone: +32 2 808 71 94

Email: info@sccd-sk.eu

Scan QR code for WhatsApp.

